


WNCN visit

89686
Hwy
202
Astoria
OR
97103





WCNC Founder, Sharnelle Fee

OUR MISSION

*Promoting Compassion, Empathy, and Respect
for All Life Through Wildlife Rehabilitation,
Ecological Teachings, and Wildlife
Conservation*





ABOUT US

Our wildlife center receives an average of 1,000 patients annually. A variety of native seabirds, raptors, ducks, songbirds and mammals come through our doors every year each in need of care. Whether injured, sick, starving or orphaned, we work hard to take care of their every need, get them healthy, and released back into the wild where they belong. We depend on our amazing volunteer team and generous friends like you to continue the lifesaving work we love.

WCNC Team



WILDLIFE CENTER
OF THE
NORTH COAST

GETTING HERE

Wildlife Center of the North Coast is a 105 acre property located at 89686 Hwy. 202. To get here, follow Hwy. 202 southeast of Astoria. We are the first driveway on the right, past Mile Marker 9. Look for the sign at the top of our driveway. If you get to the Olney Store, you've gone a bit too far. Turn around in their parking lot, and we will be your second driveway on the left from that direction.

Please drive slowly as you make your way down our driveway and keep an eye out for wildlife - deer, elk, songbirds, grouse and owls all call this place home. As you arrive, please park anywhere to the left of our sign. All experiences begin outside the Education Center which is the second building you will see as you continue down the gravel drive.

**Please be aware that not all cell carriers get service near our property. It is a good idea to put our address into GPS before you leave. Ask for directions inside the Olney Store as a last resort.*





OUR PATIENTS

Animals being cared for at WCNC are not pets to be handled, stared at, or talked to unnecessarily. Captivity causes wild animals a great deal of stress, which is compounded by injury. Our goal is to rehabilitate and release the animals in our care. We need to keep them wild and wary of humans. We will expect visitors to respect the animals' need for a quiet, low-stress environment by keeping voices down in designated areas and whenever asked to do so by WCNC Staff.

OUR TEAM



JOSH SARANPAA

Executive Director



MELISA COLVIN

Bird Curator



KARI HENNINGSGAARD

Admin Coordinator




GINGER NEALON

Rehab Coordinator



ANNIE CAHILL

Volunteer Coordinator



ERICA LONG

Wildlife Rehabilitator

GUEST EXPECTATIONS



We ask that all guests review our policies prior to their visit.

Swan
Dillon



WILDLIFE VIEWING

WCNC is not a zoo. Federal regulations prohibit viewing of wild animals in our care. Wildlife enclosures inside our hospital will be covered so wildlife in recovery will not be visible, and we will expect guests to understand and comply with this policy.

PHOTO POLICY

*Photography is not
permitted while inside
the Wildlife Clinic.*

*There will be
opportunities for guests
to take photos of our
Ambassadors*





COVID-19

Masks are still required in medical facilities, and all guests entering the wildlife hospital will be asked to wear a mask while inside.







AVIAN INFLUENZA

We ask all guests to comply with any measures in place meant to protect patients and ambassadors from avian influenza including informing WCNC staff of any backyard flocks guests have at home, wearing shoe covers or other PPE as requested, and not entering into designated quarantine zones.


ACCESSIBILITY

WCNC is not currently ADA accessible. Outdoor paths are not paved. Please inquire with WCNC staff if someone in your group requires ADA accommodations.



PETS

We ask visitors to please leave pets at home. Please let us know if someone in your group will be bringing their service animal.



KIDS

Please let us know your group size and if there will be children joining you in advance, so we can make sure you have the best possible experience!

A watercolor illustration of a palm frond, rendered in soft, muted tones of beige, tan, and light brown. The frond is positioned diagonally, with its base at the bottom left and its tip extending towards the top right. The leaves of the frond are detailed with subtle brushstrokes and small, dark brown spots, giving it a textured, organic appearance. A thin, vertical black line runs parallel to the right edge of the frond, extending from the top to the bottom of the frame. The background is a solid, light beige color.

BRING
WHAT TO



01 FACE MASKS

If you would like to wear your own. Disposable masks will also be available for guests.



02 JACKET

We are outdoors on the Oregon Coast, so a jacket is always a great idea!



03 STURDY FOOTWEAR

Outdoor grounds can get muddy. Please wear shoes that you don't mind getting dirty for the best experience.



04 CASH, CHECK, CARD

Guests will have an opportunity to purchase WCNC merchandise at the end of their experience. We are able to accept cash, check or card.



QUESTIONS?

Please direct any questions about your visit to the WCNC staff person that confirmed your experience.

INFO@COASTWILDLIFE.ORG

WWW.COASTWILDLIFE.ORG



THANK YOU

We look forward to your visit!